







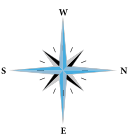


KEY

- | | | | |
|---|--------------------------|---|------------------|
|  | Meeting/Conference Rooms |  | ADA Elevator |
|  | Amenities |  | ADA Lift |
|  | Heart of House |  | Restrooms |
| | |  | Elevator |
| | |  | Freight Elevator |



STEVENS MEETING CENTER

	Square Feet	Dimensions L x W	Ceiling Height Max*	Ceiling Height Min.	Column Size	Floor Load	Floor Surface	8' x 10' Booths	10'x10' Booths
Salon A	40,140	195'x200'	11' 4"	10'	4'4"x3'4"	100 lbs/sq. ft.	Carpet	144	139
Salon B	9,204	176'x96'	9.5' 5"	8.5' 5"	3' x 2'6"	100 lbs/sq. ft.	Carpet	26	26
Salon C	21,384	200'x149'	10'2"	10'2"	4'6"x4'6"-5'	100 lbs/sq. ft.	Carpet	88	98
Salon C, Office A	112	14'x 8'	10'2"	10'2"	-	-	Carpet	-	-
Salon C, Office B	330	33' x 10'	10'2"	10'2"	-	-	Carpet	-	-
Salon D	34,884	205'x170'	10'	8' 9"	"2'2"x2'2"x2'8"	100 lbs/sq. ft.	Carpet	113	108

*All capacities are based on usable square footage

	Square Feet	Dimensions L x W"	Ceiling Height	Theater	School Room 2/6'	School Room 3/6'	Banquet 10/60"	Reception	Conference
Mobley Room	1,972	34' x 58'	8' 6"	-	-	-	80	150	-
Justice Room	320	16' x 20'	7'11.5"	-	-	-	-	-	-

*All capacities are based on usable square footage